













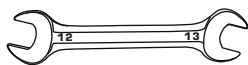


Parts list

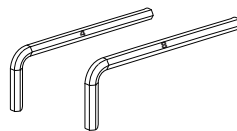
1 Center pipe  Qty-1	2 Front pipe L-R  Qty-2	3 Rear pipe L-R  Qty-2	4 Top cover  Qty-1	5 Side cover L-R  Qty-2
6 Screw KIT set  Qty-1	7 Pipe clamp  Qty-2	8 Front bracket L-R  Qty-2	9 Rear bracket L-R  Qty-2	10 Support rear bracket  Qty-2
11 Button head screw M8x20x1.25 mm.  Qty-30	12 Button head screw M8x30x1.25 mm.  Qty-6	13 Socket head screw M8x45x1.25 mm.  Qty-2	14 Rivet nut M8x1.25 mm.  Qty-6	

Instllation Tools

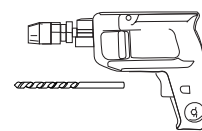
Wrench NO.12,13



Hex wrench L No.4,8



Drill Ø 10 mm,(20 mm. Hole Saw)



WE HAVE A INSTALL VIDEO!

SEE IT AT: RVE.CO.NZ

